

Native Hawaiian Education: Status of Native Hawaiian students and summary of systemic strategies for ensuring greater educational success

Lisa M. Watkins-Victorino

Office of Hawaiian Affairs


May 16, 2015

Kaua'i Native Hawaiian Education Summit

Presentation agenda

- Setting context
- Current academic status of Native Hawaiian students in K-12 and Post-secondary education
- Strategies ensuring Native Hawaiian student success

Setting the Context



I o Kikilo “Manomano ka ‘ike o ka Hawai‘i,” a huge volume of knowledge is produced and taught orally.

Chronology of Hawaiian Education

- I o Kikilo “Ma ka hana ka ‘ike” knowledge comes from action, work, experience.
- I o Kikilo “Ka i ka māna” knowledge taught through the oral tradition of hula.
- I o Kikilo “Ke ka‘a ala Puna,” first chant composed by the first Hawaiian teacher.

Chronology of Hawaiian Education

- 1841 Kamehameha establishes compulsory public school system. The Hawaiian language is made the medium of instruction.

Chronology of Hawaiian Education

Chronology of Hawaiian Education

- 1976 Kikilo’s successfully negotiates the Tūlū uku in a new chapter of Hawaiian history.

Chronology of Hawaiian Education

1993

- 2003 Hālan Wānana Indigenous Center for Higher Learning is established.

1980 Hawai‘i Department of Education establishes the Hawaiian Studies Program

1994

1995

1996

1997

1998

1999

2000

2001

2002

2003

2004

2005

2006

2007

2008

2009

2010

2011

2012

2013

2014

2015

2016

2017

2018

2019

2020

2021

2022

2023

2024

2025

2026

2027

2028

2029

2030

2031

2032

2033

2034

2035

2036

2037

2038

2039

2040

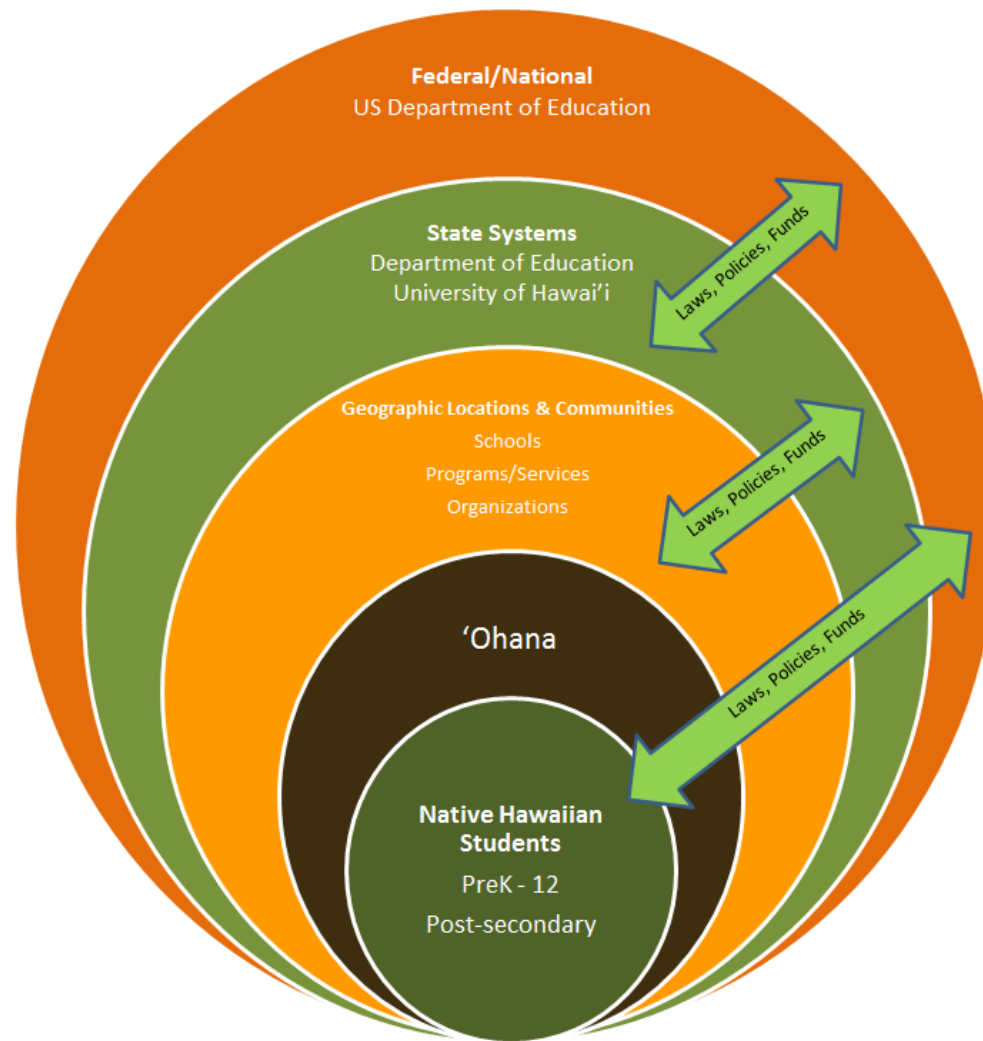
1986 The 1896 law against Hawaiian-medium instruction in public schools is repealed

1988 Native Hawaiian Education Act enacted

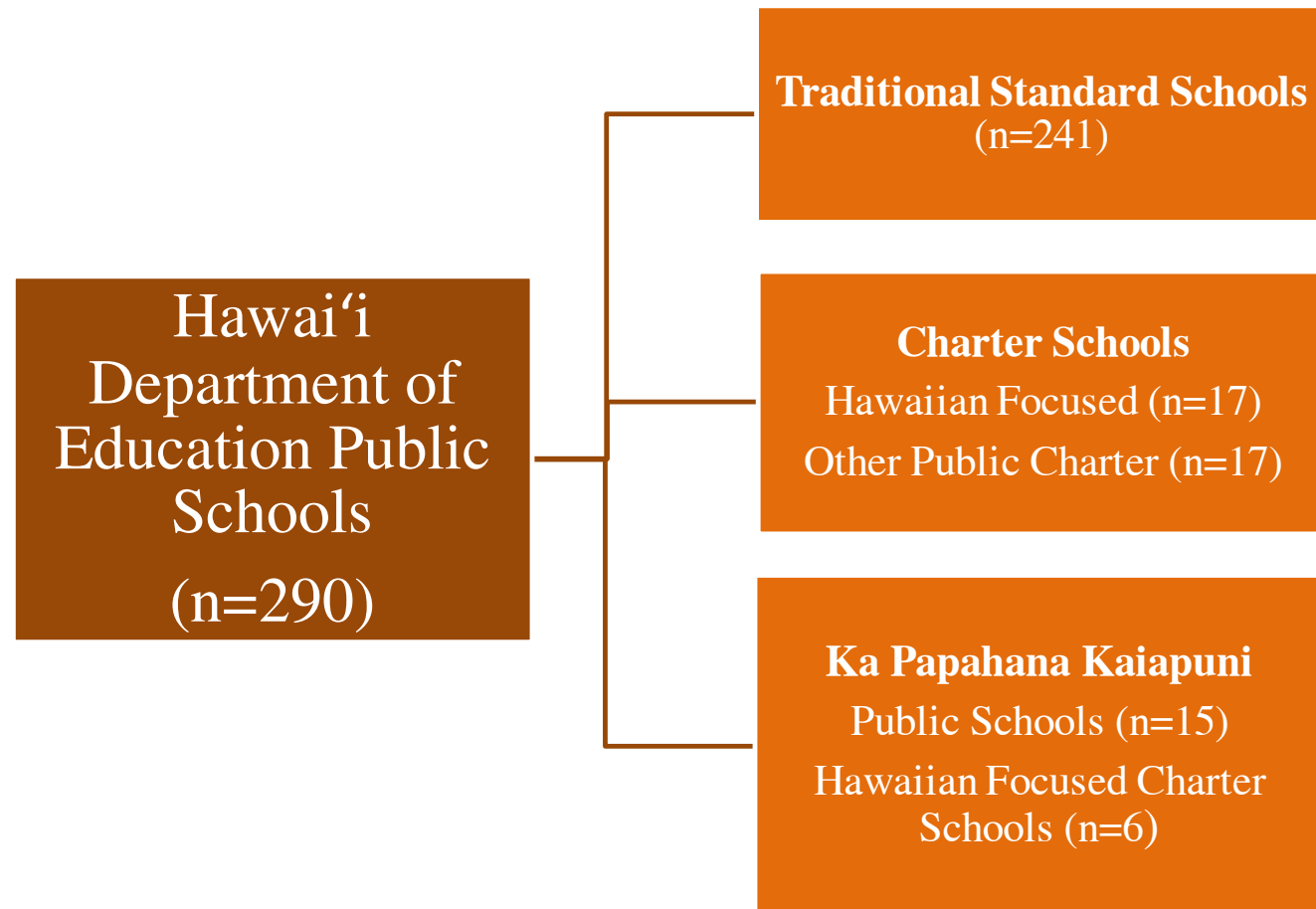
Setting the Context: Key Native Hawaiian education initiatives and gatherings

1983	Native Hawaiian Assessment Conference
1993, 1997	Summits
1997	Honu Report
1999	Native Hawaiian Education Summary
2005	Ka Huaka'i Publication
2006-07	Na Lau Lama
2013	Native Hawaiian Education Summit
2014	Native Hawaiian Education Summit


Students nested in systems



K-12 educational opportunities

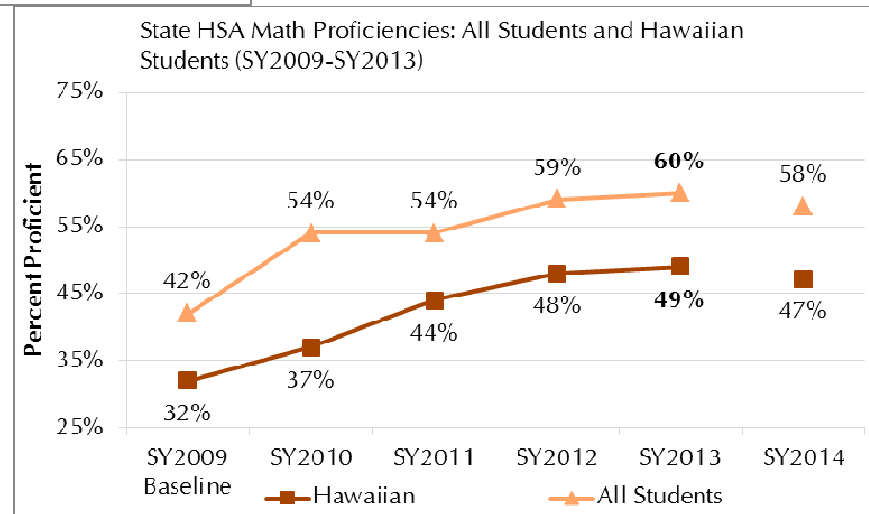
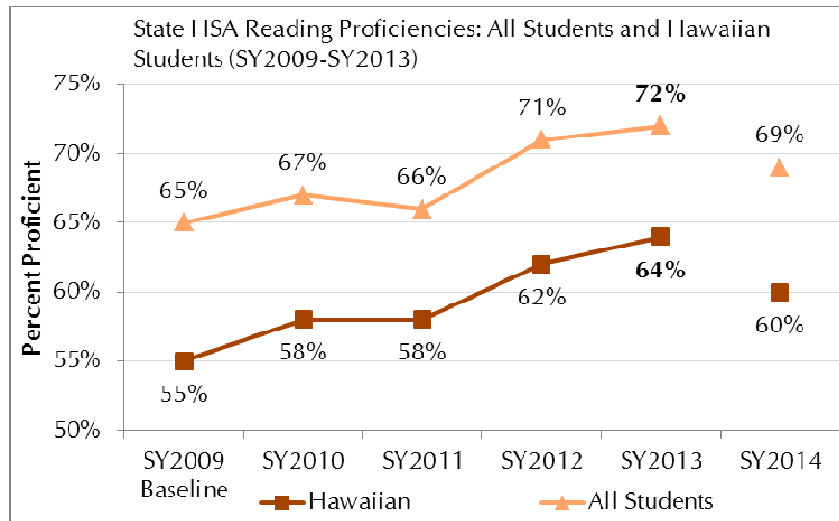


K-12 educational opportunities: Kauaʻi



Source. Hawaii Department of Education School Status and Improvement Report (2014), Accessed, May 2015.

Academic status of Native Hawaiian students in Hawai'i Department of Education (HIDOE)



Kaua'i Data

SY 2013 - 2014	Achievement						
	Reading % Proficient Target = 74%		Math % Proficient Target = 64%		Science % Proficient Target = 40%		
	Native Hawaiian Students	All Students	Native Hawaiian Students	All Students	Native Hawaiian Students	All Students	
	Level						
	Statewide	61	70	48	59	28	41
	Kapa'a-Kaua'i- Waimea Complex Area	55	65	45	55	27	35
	Kapa'a Complex	55	66	43	53	29	35
	Kaua'i Complex	58	66	49	59	28	35
	Waimea Complex	53	63	42	51	25	35

Source. Hawaii Department of Education ARCH Accountability Resource Center, Accessed May 2015

Note. The Complex Area and Complexes do not have a reported target on the ARCH Accountability Resource Center.

Kaua'i Data

SY 2013 - 2014	Growth		
		Reading Median Growth Percentile Range	Math Median Growth Percentile Range
	Level	All Students	All Students
	Kapa'a-Kaua'i-Waimea Complex Area	38 - 67	28 - 81
	Kapa'a Complex	39 - 61	30 - 66
	Kaua'i Complex	55 - 66	51 - 81
	Waimea Complex	38 - 67	28 - 61

Source. Hawaii Department of Education Strive HI Performance Reports (2013 - 2014); Accessed, May 2015.

Kaua'i Data

SY 2013 - 2014	Readiness						
	Chronic Absenteeism	8th Grade ACT	11th Grade ACT	Graduation Rate		College Going Rate	
	Percent	Percent scoring 15 or greater	Percent scoring 19 or greater	Percent		Percent	
				Native Hawaiian Students	All Students	All Students	
	Level	All Students	All Students	All Students	All Students	All Students	
	Statewide	11	50	34	NA	82	63
	Kapa'a-Kaua'i-Waimea Complex Area	7 - 20	33 - 55	27 - 34	81 - 84	82 - 88	63 - 72
	Kapa'a Complex	17 - 20	55	32	81	82	63
	Kaua'i Complex	10	50	34	82	88	72
	Waimea Complex	7 - 8	33	27	84	86	67

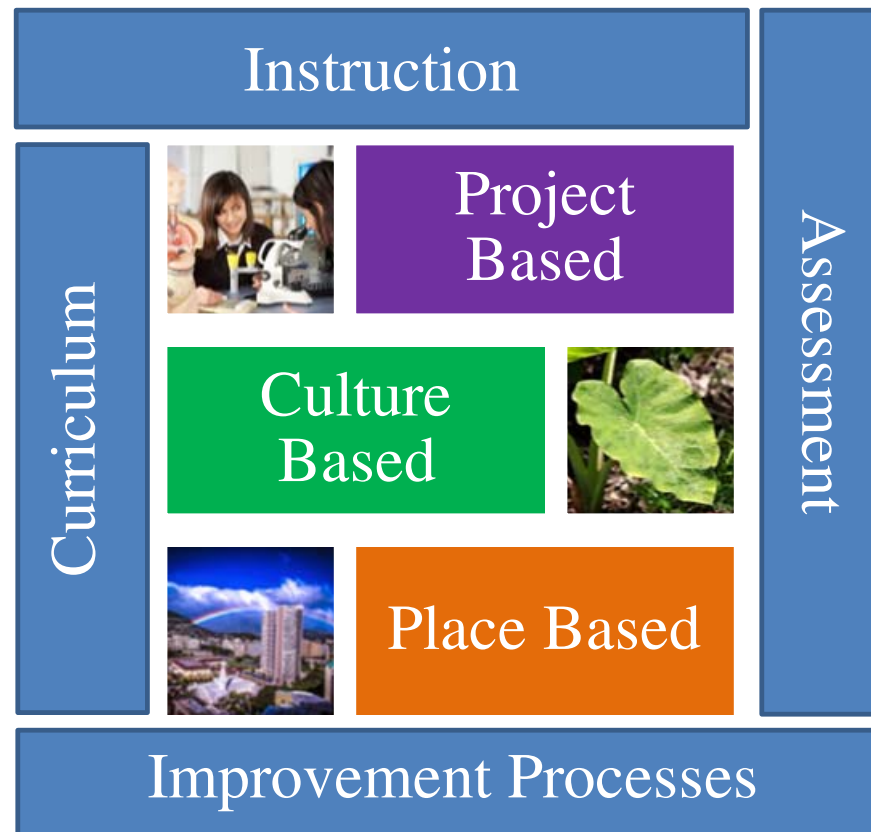
Source. Hawaii Department of Education Strive HI Performance Reports (2013 - 2014), Accessed, May 2015; Hawaii Department of Education ARCH Accountability Resource Center, Accessed May 2015.

Kaua'i Data

SY 2013 - 2014	Gap	
	Achievement Gap between High-Needs and Non-High Needs Students	
	Level	Percent Range
	Statewide	35
	Kapa'a-Kaua'i- Waimea Complex Area	25 - 54
	Kapa'a Complex	25 - 44
	Kaua'i Complex	29 - 47
	Waimea Complex	32 - 54

Source. Hawaii Department of Education Strive HI Performance Reports (2013 - 2014), Accessed, May 2015.

Educational inquiry



Systemic changes

K-12 Policies

All Schools

Policy 2104 (Hawaiian Education Programs)

- Establish the Office of Hawaiian Education (OHE)

Policy 4000 (General Learner Outcomes)

School Success Measures

Hawaiian Focused Charter Schools

Cultural Assessment Initiative

Charter School Commission Policy approves school specific measure 25% toward Academic Performance Framework required of Charters

Hawaiian Language Assessment

Papahana Kaiapuni

Policy 2105 (Ka Papahana Kaiapuni)

- Develop and administer appropriate assessments

Accountability

Current	
Growth	Readiness
Achievement	Achievement Gap



Future ?	
Growth	Readiness
Achievement	Achievement Gap
Culture	Community
School Specific Celebration	

Future ?

Growth

Readiness

Achievement

Achievement
Gap

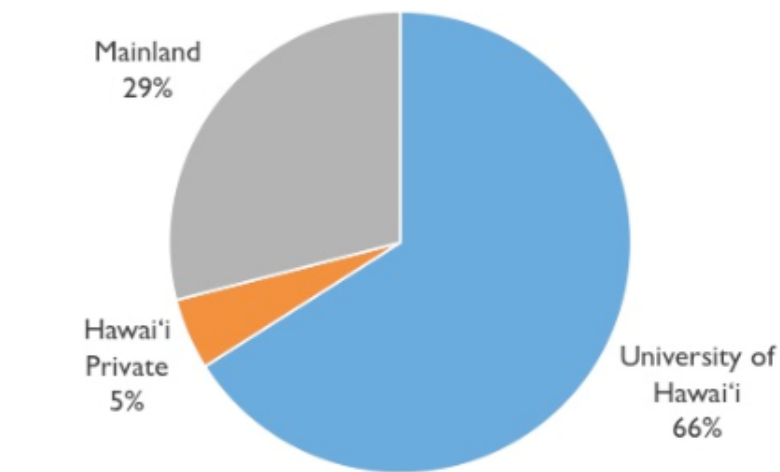
Culture

Community

School Specific Celebration

Post-secondary Education

Where did the Class of 2014 go to college?



The Class of 2014 attended college in 49 states, Washington D.C., and Puerto Rico

TOP 15 INSTITUTIONS ATTENDED

- 1 LEEWARD COMMUNITY COLLEGE
- 2 UNIVERSITY OF HAWAII AT MANOA
- 3 KAPI'OLANI COMMUNITY COLLEGE
- 4 HAWAII COMMUNITY COLLEGE
- 5 HONOLULU COMMUNITY COLLEGE
- 6 UNIVERSITY OF HAWAII - MAUI COLLEGE
- 7 UNIVERSITY OF HAWAII AT HILO
- 8 UNIVERSITY OF HAWAII AT WEST O'AHU
- 9 WINDWARD COMMUNITY COLLEGE
- 10 KAUAI COMMUNITY COLLEGE
- 11 HAWAII PACIFIC UNIVERSITY
- 12 UNIVERSITY OF NEVADA LAS VEGAS
- 13 CHAMINADE UNIVERSITY OF HONOLULU
- 14 PACIFIC UNIVERSITY
- 15 NORTHERN ARIZONA UNIVERSITY

Source. *Hawai'i P-20*, Accessed May 2015.

High School to College Transition (University of Hawai'i System)

Class of 2014		Kapa'a (n=75)	Kaua'i (n=113)	Waimea (n=60)	Statewide (n=4,136)
	Math: # enrolled in UH				
	College-level	18	40	17	1,100
	College Credit Earned While in High School ^a	1	0	0	186
	Remedial or Developmental	27	32	26	1,280
	"Other" ^b	0	1	1	148
	Not Enrolled in Any Math Course	29	40	16	1,422
	English: # enrolled in UH				
	College-level	34	56	27	1,754
	College Credit Earned While in High School ^a	1	1	1	277
	Remedial or Developmental	15	34	19	1,221
	"Other" ^b	0	0	0	35
	Not Enrolled in Any English Course	25	22	13	849

^a College credit earned from UH via dual credit, Advanced Placement or International Baccalaureate exams, or in the first summer after high school.

^b Courses that satisfy UH general education requirements and/or may be used to fulfill a "terminal" mathematics or English requirement for a degree or certificate.

Source. Hawai'i P-20 College and Career Readiness, Accessed May 2015.

Note. Ni'ihau High & Elementary and Charter Schools not included due to data not available and/or data not reported due to small cell size.

Native Hawaiian enrollment in the UH System by Fall semester (2008 - 2014)

	2008	2009	2010	2011	2012	2013	2014
Total UH enrollment	53,526	57,945	60,090	60,330	60,295	58,941	57,020
Native Hawaiian enrollment	8,943	10,392	13,463	14,012	14,078	13,532	13,039
Percent Native Hawaiians enrolled	16.7%	17.9%	22.4%	23.2%	23.3%	23.0%	22.9%

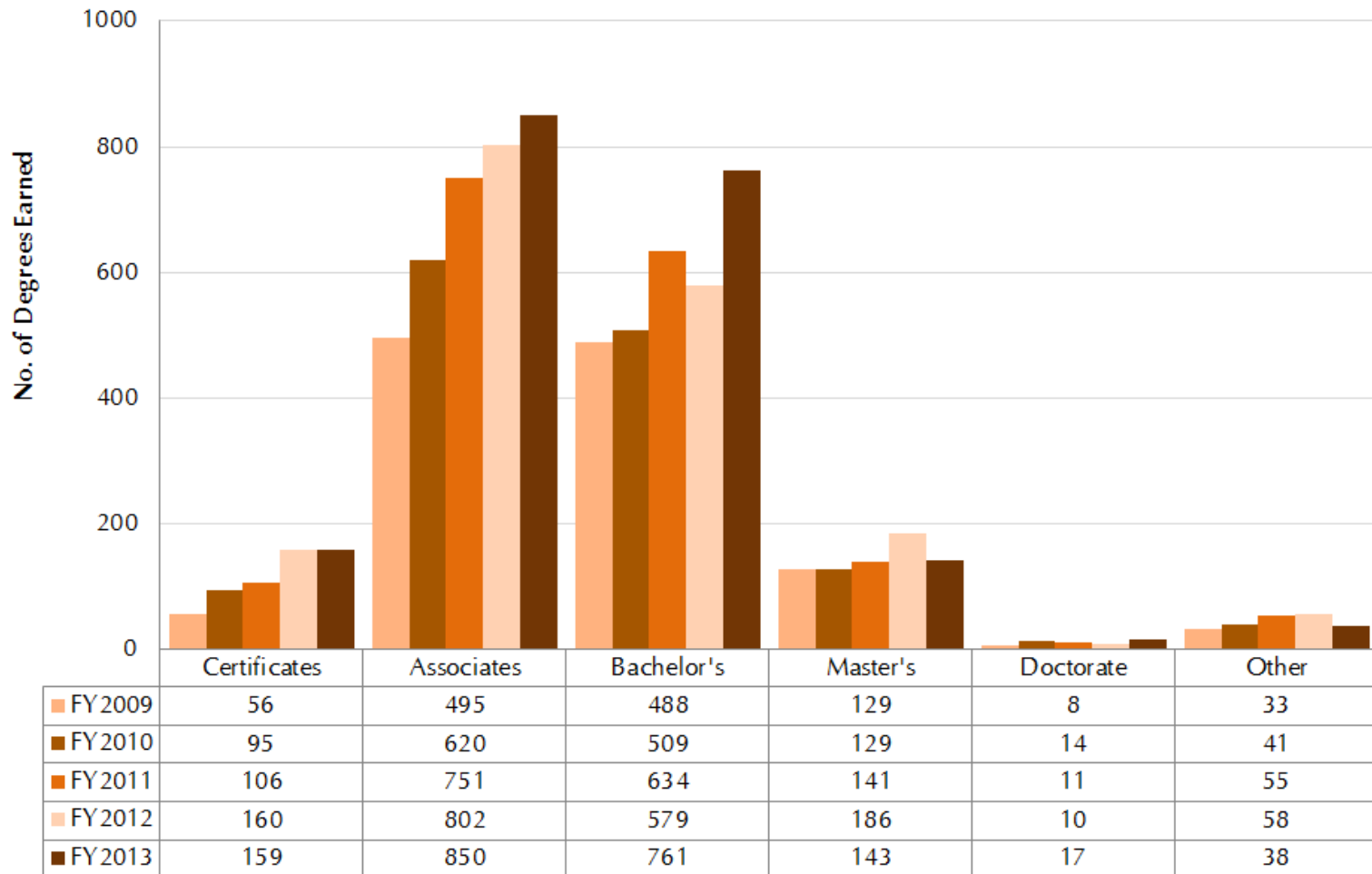
Source. University of Hawai'i Institutional Research Office Student Enrollment Reports, Accessed May 2015.

Native Hawaiian enrollment in Kauaʻi Community College by Fall semester (2008-2014)

	2008	2009	2010	2011	2012	2013	2014
Total Kauaʻi CC enrollment	1104	1345	1428	1433	1495	1530	1424
Native Hawaiian enrollment	235	286	413	432	476	473	435
Percent Native Hawaiians enrolled	21%	21%	29%	30%	32%	31%	31%

Source. University of Hawai'i Institutional Research Office Student Enrollment Reports, Accessed May 2015.

Certificates and degrees earned by Native Hawaiian students in the UH System by certificate or type of degree by fiscal year (2009-2013)





Hui Ho'opili 'Āina

- Native Hawaiian student success
- Land sustainability
- 'Ike & 'Ōlelo

‘Ōlelo Hawai'i Pathway

- High school to UH pathway for those seeking degree in 'ōlelo Hawai'i



Keaomālamalama




Empowering Hawaiians, Strengthening Hawai'i



KAMEHAMEHA SCHOOLS®



Native Hawaiian
Education Council



UNIVERSITY
of HAWAII
MĀNOA



KA HAKA 'ŪLA
O KE'ELIKŌLANI
COLLEGE OF HAWAIIAN LANGUAGE
UNIVERSITY OF HAWAII AT HILO



Native Hawaiian Education Association



Vision Statement

Vision Statement

*‘O Hawai‘i ke kahua o ka ho‘ona‘auao.
I nā makahiki he 10 e hiki mai ana e ‘ike ‘ia ai nā
hanauna i mana i ka ‘ōlelo a me ka nohona
Hawai‘i no ka ho‘omau ‘ana i ke ola pono o ka
mauli Hawai‘i.*

Rationale

*In 10 years, kānaka will thrive through the
foundation of Hawaiian language, values,
practices and wisdom of our kūpuna and new ‘ike
to sustain abundant communities.*



Goal 1: 'Ōlelo Hawai'i – In the next 10 years, our learning systems will:

Advance 'Ōlelo Hawai'i Expectations

Actualize a Hawaiian Speaking Workforce

Amplify Access and Support

Achieve Normalization



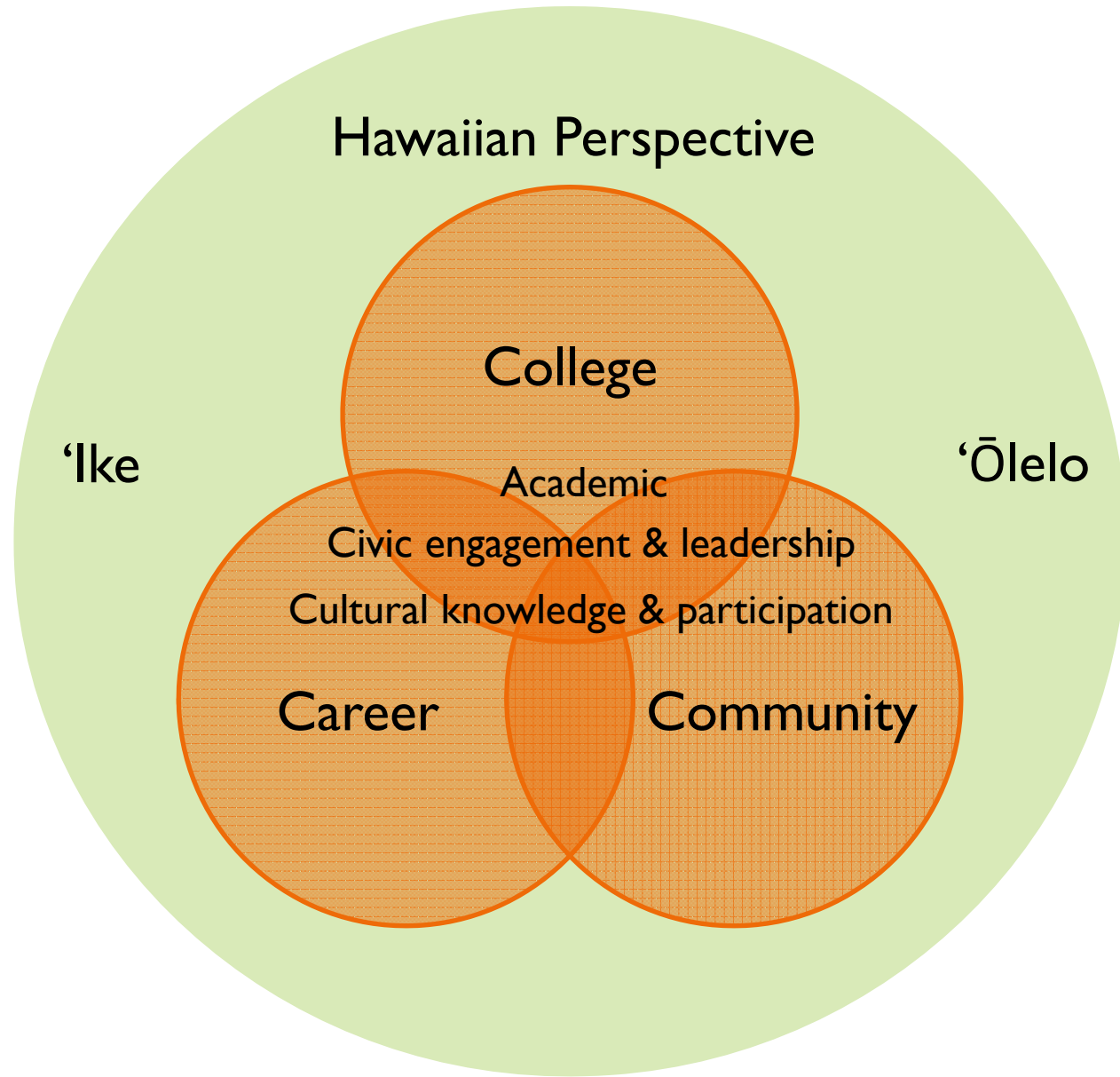
Goal 2: 'Ike Hawai'i – In the next 10 years, our learning systems will:

Actualize 'ike Hawai'i

Amplify leo Hawai'i

Advance hana Hawai'i

Hawaiian Perspective



Data References

Hawaii Department of Education ARCH Accountability Resource Center (2015). Retrieved from <https://adc.hidoe.us/#/>

Hawaii Department of Education School Status & Improvement Report (SSIR) (2014). Retrieved from <http://arch.k12.hi.us/school/ssir/ssir.html>

Hawaii Department of Education Strive HI Performance Reports (2013 – 2014). Retrieved from <http://www.hawaiipublicschools.org/ParentsAndStudents/EnrollingInSchool/SchoolFinder/Pages/home.aspx>

Hawai'i P-20: College and Career Readiness <http://www.p20hawaii.org/resources/college-and-career-readiness-indicators-reports/2014-ccri-data/>

University of Hawai'i Institutional Research Office Student Enrollment Reports (2014). Retrieved from <https://www.hawaii.edu/institutionalresearch/enrReport.action?reportId=ENRT00>